

City of Aransas Pass
Balance Sheet
For Crime Control & Prevention District (950)
April 30, 2018

Assets

Cash Accounts

950-050-1017	Prosperity - Crime Control	176.55
950-050-1044	TexPool - Crime Control	466,249.99
950-050-1070	Security Service FCU - Share	100.48
950-050-1071	Security Service FCU - CD 10/11/18	137,438.69
950-050-1072	Security Service FCU - CD 8/18/18	105,312.02
Total Cash Accounts		709,277.73

Accounts Receivable

950-050-1203	Accounts Receivable - Sales Tax	112,904.83
950-050-1250	Accounts Receivable - Other	.00
Total Accounts Receivable		112,904.83

Due to / from other funds

950-050-1505	Due to/from Pooled Account	.00
950-050-1510	Due to/ from General Fund	.00
Total Due to / from other funds		.00

Other Assets

950-050-1608	Prepaid Expense	273,973.88
Total Other Assets		273,973.88
Total Assets		\$ 1,096,156.44

Liabilities and Fund Balance


950-050-2300	A/P Pooled Payables	.00
Total		.00
Total Liabilities		.00

950-050-3015	Current Net Income	331,246.30
950-050-3100	Undesignated Fund Balance	62,932.73
950-050-3505	Building Fund	530,000.00
Total		924,179.03
Excess of Revenue Over Expenditures		171,977.41
Total Fund Balances		1,096,156.44
Total Liabilities and Fund Balances		\$ 1,096,156.44

**Crime Control and Prevention District
Income Statement
April 30, 2018**

Account Number	Annual Budget	October 2017	November 2017	December 2017	January 2018	February 2018	March 2018	April 2018	YTD Actual	Amount Remaining	% of Budget
950-050-4011 Income - Miscellaneous	-										
950-050-4100 Sales Tax	834,000.00	53,807.02	85,523.64	106,203.66	103,903.92	83,455.43	86,144.77	112,904.83	631,943.27	202,056.73	75.77
950-050-4143 Interest Income	5,000.00	324.15	54.55	707.93	240.14	331.01	1,333.63	606.05	3,597.46	1,402.54	71.95
Total Income	839,000.00	54,131.17	85,578.19	106,911.59	104,144.06	83,786.44	87,478.40	113,510.88	635,540.73	203,459.27	75.75
950-050-5031 Prof. Serv. - Audit	3,500.00								0.00	3,500.00	0.00
950-050-5312 Prof Fees - Attorney	500.00								0.00	500.00	0.00
950-050-5317 Banking Services	-								0.00	0.00	0.00
950-050-5420 Grant - Patrol Funding	225,000.00	18,750.00	18,750.00	18,750.00	18,750.00	18,750.00	18,750.00	18,750.00	131,250.00	93,750.00	58.33
950-050-5421 Grant - SRO	95,000.00	7,916.66	7,916.66	7,916.66	7,916.66	7,916.66	7,916.66	7,916.66	55,416.62	39,583.38	58.33
950-050-5422 Grant - General	430,000.00	25,000.00	25,000.00	50,000.00	25,000.00	25,000.00	80,000.00	25,000.00	255,000.00	175,000.00	59.30
950-050-5423 Grant - Code Enf. / Demo	25,000.00								0.00	25,000.00	0.00
950-050-5424 Grant - Patrol Vehicles									0.00	0.00	0.00
950-050-5425 Grant - Equipment	5,000.00								0.00	5,000.00	0.00
950-050-5426 Grant - E911 Upgrade	37,537.20	3,128.10	3,128.10	3,128.10	3,128.10	3,128.10	3,128.10	3,128.10	21,896.70	15,640.50	58.33
950-050-5427 Grant - Public Aware	5,000.00								0.00	5,000.00	0.00
950-050-5428 Grant - Fire	5,000.00										
950-050-5430 Insurance - Other	500.00								0.00	500.00	0.00
950-050-5431 Personnel Expense									0.00	0.00	0.00
Total Expenses	832,037.20	54,794.76	54,794.76	79,794.76	54,794.76	54,794.76	109,794.76	54,794.76	463,563.32	368,473.88	55.71
Net Income	6,962.80	(663.59)	30,783.43	27,116.83	49,349.30	28,991.68	(22,316.36)	58,716.12	171,977.41		


**SALES TAX COLLECTED
FOR THE MONTH OF APRIL**



**SALES TAX COLLECTED
Y-T-D AS OF 04/30/2018**


700,000
600,000
500,000
400,000
300,000
200,000
100,000

631,943



2018

526,508



2017

City of Aransas Pass
 600 W. Cleveland Blvd.
 P.O. Box 2000
 Aransas Pass, TX 78335
 (361) 758-5301



Invoice

Customer ID CRIMECON
Date 4/30/2018
Invoice No. 10111

Bill To: Aransas Pass Crime Control and
 Prevention District
 600 W Cleveland
 Aransas Pass, TX 78336

Ship To: Aransas Pass Crime Control and
 Prevention District
 600 W Cleveland
 Aransas Pass, TX 78336

<u>Quantity</u>	<u>Item ID</u>	<u>Description</u>	<u>Price Each</u>	<u>Amount</u>
1.00	PDGRANT	GRANT - PATROL FUNDING	\$18,750.00	\$18,750.00
1.00	PDGRANT	GRANT - SRO	\$7,916.66	\$7,916.66
1.00	PDGRANT	GRANT - GENERAL	\$25,000.00	\$25,000.00
1.00	PDGRANT	E911 - Grant from Crime Control	\$3,128.10	\$3,128.10

P.O. Number
Payment Terms Net 30
Billed By ADMIN
Ship Date
Shipping Method
Description

Sub Total \$54,794.76

TOTAL \$54,794.76

City of Aransas Pass, Texas
Aransas Pass Crime Control and Prevention District
Budgetary Comparison Statement
For the Year Ended September 30, 2017

	<u>Budgeted Amounts</u>		<u>Actual</u>	<u>Variance with Final Budget</u>
	<u>Original Budget</u>	<u>Final Amended Budget</u>		
REVENUES				
Sales taxes	\$ 792,000	\$ 792,000	\$ 880,041	\$ 88,041
Interest income	4,156	4,156	7,332	3,176
Total revenues	<u>796,156</u>	<u>796,156</u>	<u>887,373</u>	<u>91,217</u>
EXPENDITURES				
Current:				
General government	3,273	3,273	3,000	273
Public safety	610,828	610,828	8,600	602,228
Total expenditures	<u>614,101</u>	<u>614,101</u>	<u>11,600</u>	<u>602,501</u>
Excess (deficiency) of revenues over expenditures	<u>182,055</u>	<u>182,055</u>	<u>875,773</u>	<u>(511,284)</u>
OTHER FINANCING SOURCES (USES)				
Transfers out	-	-	(657,537)	(657,537)
Total other financing sources and uses	<u>-</u>	<u>-</u>	<u>(657,537)</u>	<u>(657,537)</u>
Net change in fund balances	182,055	182,055	218,236	<u>\$ (1,168,821)</u>
Fund balances-beginning	705,943	705,943	705,943	
Fund balances-ending	<u>\$ 887,998</u>	<u>\$ 887,998</u>	<u>\$ 924,179</u>	