



CITY OF ARANSAS PASS

AGENDA MEMORANDUM
City Council Meeting of July 16, 2018

Date: July 10, 2018

To: Mayor and City Council

From: Sandra Garcia, Director of Finance

Title: Financial Report for the Month Ending June 30, 2018

PURPOSE: Present Financial Report.

BACKGROUND AND FINDINGS:

The General Fund, Water & Sewer Fund, Aquatic Center, and Civic Center did not achieve their projected revenues for the month. Overall revenues collected year-to-date exceeded the budgeted amount. Expenditures were down as compared to the budgeted amounts. I have also included a summary of Harvey related expenses.

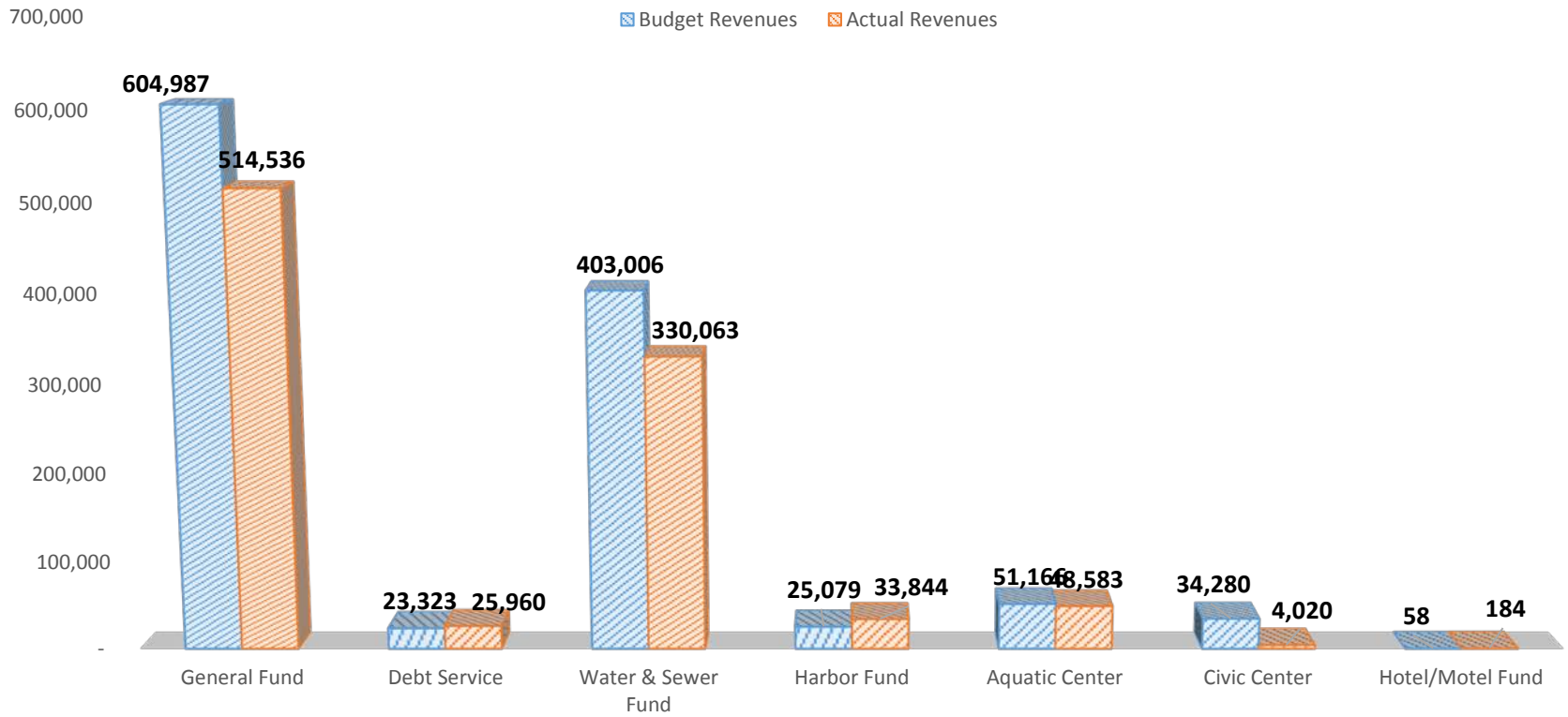
**City of Aransas Pass
Financial Report
Month The Ending June 30, 2018**

	<u>Current Budgeted</u>	<u>Current Actual</u>	<u>Annual Budget</u>	<u>YTD Actual</u>	<u>Remaining Budget %*</u>
<u>General Fund</u>					
Revenue	604,987	514,536	9,772,836	7,760,647	20.59%
Expenditures	827,651	721,628	9,772,836	5,913,526	39.49%
	<u>(222,664)</u>	<u>(207,092)</u>	<u>-</u>	<u>1,847,120</u>	
<u>Debt Service Fund</u>					
Revenue	23,323	25,960	1,644,934	1,652,536	-0.46%
Expenditures	-	-	1,596,226	1,106,494	30.68%
	<u>23,323</u>	<u>25,960</u>	<u>48,708</u>	<u>546,042</u>	
<u>Water & Sewer Fund</u>					
Revenue	403,006	330,063	4,836,069	2,985,961	38.26%
Expenditures	331,778	109,947	4,837,778	3,079,290	36.35%
	<u>71,228</u>	<u>220,116</u>	<u>(1,709)</u>	<u>(93,329)</u>	
<u>Harbor Fund</u>					
Revenue	25,079	33,844	300,950	283,906	5.66%
Expenditures	24,372	28,492	297,010	236,635	20.33%
	<u>707</u>	<u>5,353</u>	<u>3,940</u>	<u>47,271</u>	
<u>Aquatics Center</u>					
Revenue	51,166	48,583	313,345	73,073	76.68%
Expenditures	41,793	36,041	313,345	167,955	46.40%
	<u>9,373</u>	<u>12,543</u>	<u>-</u>	<u>(94,881)</u>	
<u>Civic Center</u>					
Revenue	34,280	4,020	411,360	52,501	87.24%
Expenditures	26,997	13,986	382,317	204,250	46.58%
	<u>7,283</u>	<u>(9,966)</u>	<u>29,043</u>	<u>(151,750)</u>	
<u>Hotel/Motel Fund</u>					
Revenue	58	184	260,700	172,677	33.76%
Expenditures	4,750	-	232,000	146,787	36.73%
	<u>(4,692)</u>	<u>184</u>	<u>28,700</u>	<u>25,890</u>	
<u>Overall</u>					
Revenue	1,141,898	957,191	17,540,194	12,981,301	25.99%
Expenditures	1,257,341	910,094	17,431,512	10,854,939	37.73%
	<u>(115,442)</u>	<u>47,097</u>	<u>108,682</u>	<u>2,126,362</u>	

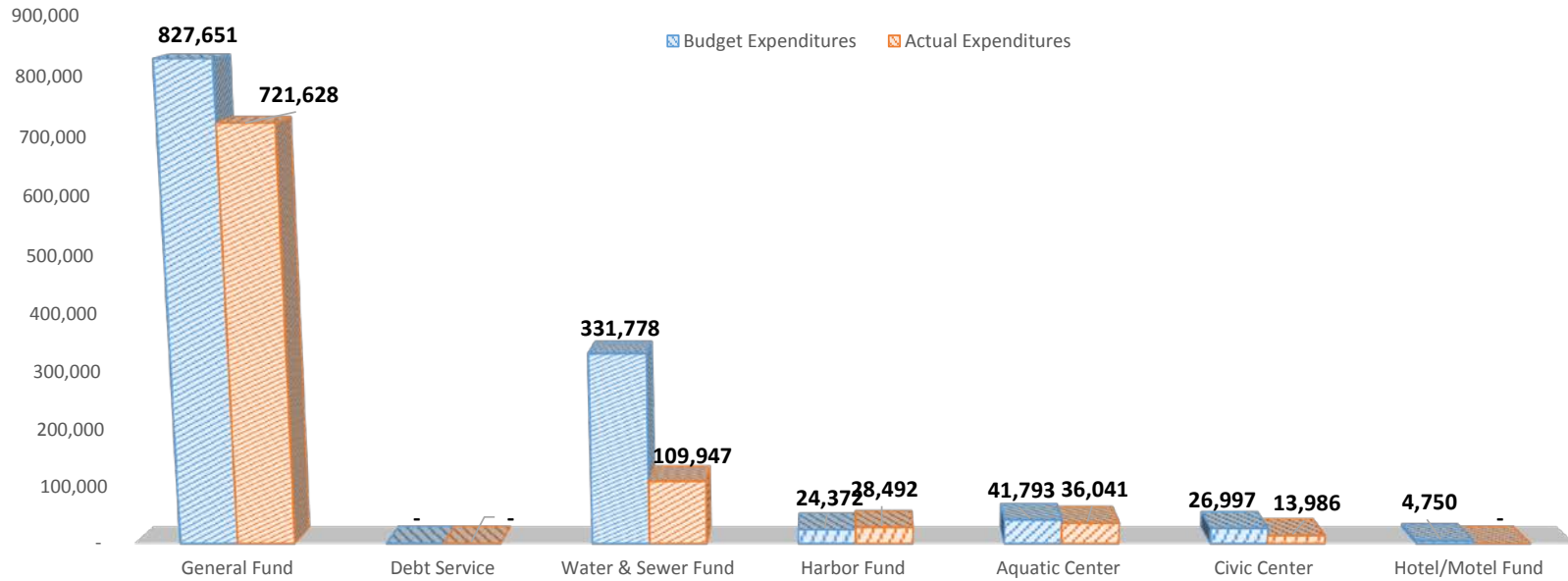
*The remaining budget percent for Revenues should be 25.03% or less to be on track with budgeted revenues.

*The remaining budget percent for Expenditures should be 25.03% or greater to be on track with budgeted expenditures.

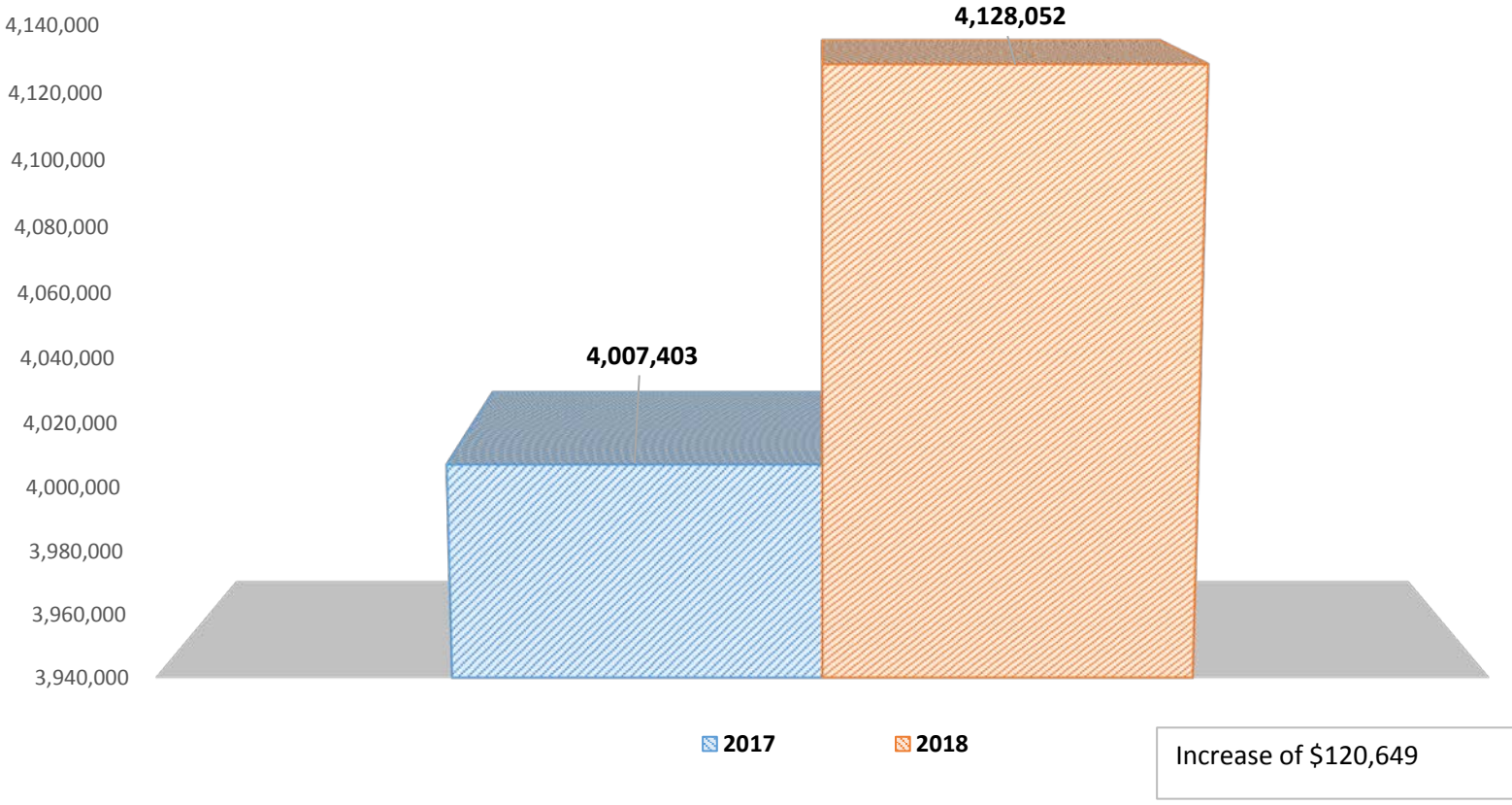
REVENUES BUDGET VS ACTUAL



EXPENDITURES BUDGET VS ACTUAL



PROPERTY TAX COLLECTED YEAR TO DATE AS OF JUNE 30, 2018



SALES TAX COLLECTED YEAR TO DATE AS OF JUNE 30, 2018

