

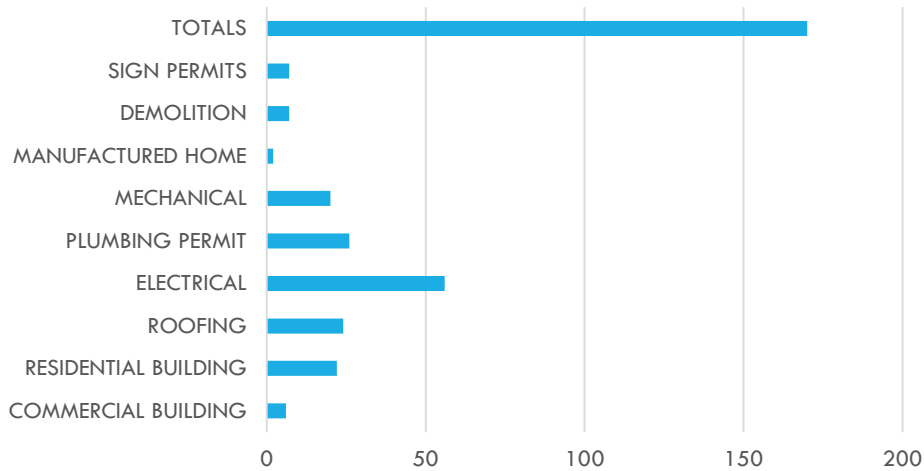


BUILDING DEPARTMENT

MONTHLY REPORT
MAY 2018

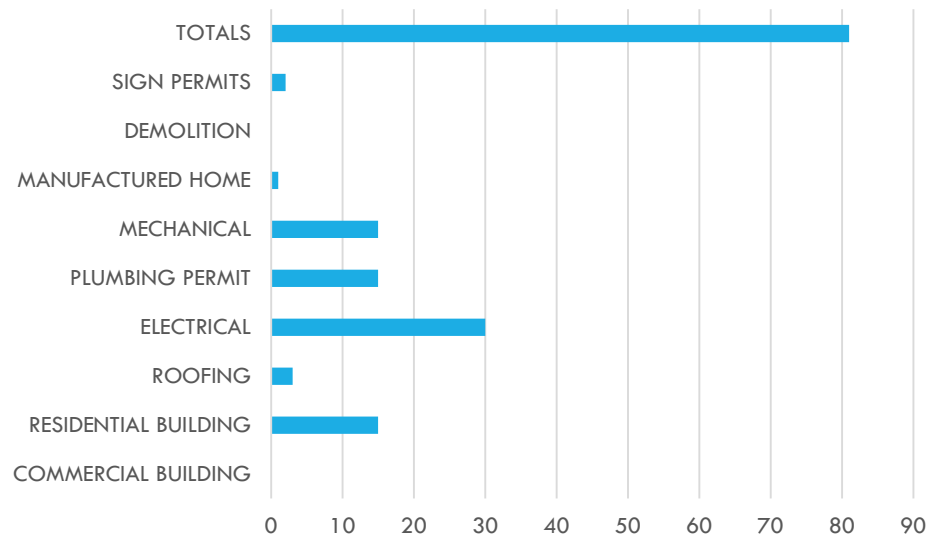
MAY 2018 – PERMIT VOLUME

PERMIT VOLUME




TYPE OF PERMIT	NUMBER OF PERMITS
COMMERCIAL BUILDING	6
RESIDENTIAL BUILDING	22
ROOFING	24
ELECTRICAL	56
PLUMBING PERMIT	26
MECHANICAL	20
MANUFACTURED HOME	2
DEMOLITION	7
SIGN PERMITS	7
TOTALS	170

MAY 2017 — PERMIT VOLUME




TYPE OF PERMIT	NUMBER OF PERMITS
COMMERCIAL BUILDING	0
RESIDENTIAL BUILDING	15
ROOFING	3
ELECTRICAL	30
PLUMBING PERMIT	15
MECHANICAL	15
MANUFACTURED HOME	1
DEMOLITION	0
SIGN PERMITS	2
TOTALS	81

MAY 2018 - FEES



TYPE OF PERMIT	TOTAL PERMIT FEE
COMMERCIAL BUILDING	\$31,600.00
RESIDENTIAL BUILDING	\$13,869.64
ROOFING	\$5,274.75
ELECTRICAL	\$4,035.97
PLUMBING PERMIT	\$2,316.46
MECHANICAL	\$1,836.40
MANUFACTURED HOME	\$1,335.00
DEMOLITION	\$700.00
SIGN PERMITS	\$720.00
TOTALS	\$61,688.22

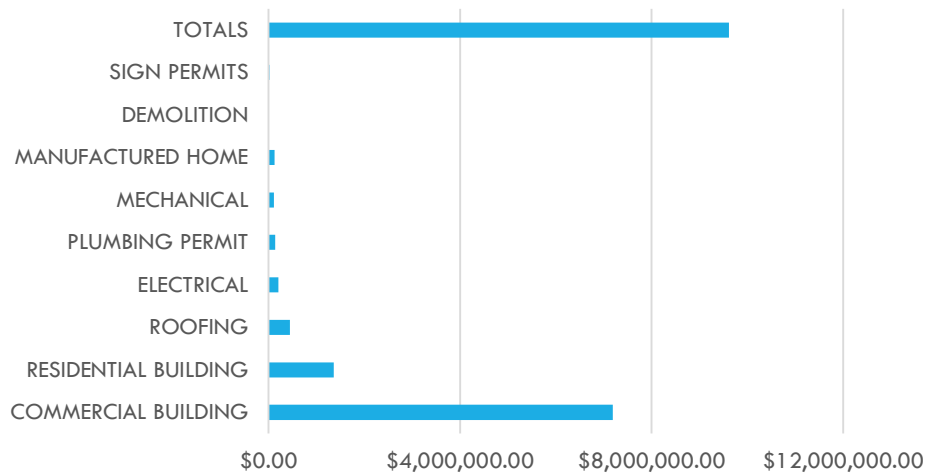
MAY 2017 - FEES



TYPE OF PERMIT	TOTAL PERMIT FEE
COMMERCIAL BUILDING	\$0.00
RESIDENTIAL BUILDING	\$11,412.00
ROOFING	\$532.25
ELECTRICAL	\$2,757.13
PLUMBING PERMIT	\$1,449.20
MECHANICAL	\$1,792.29
MANUFACTURED HOME	\$555.00
DEMOLITION	\$0.00
SIGN PERMITS	\$200.00
TOTALS	\$18,697.87

MAY 2018 - WORK VALUATION

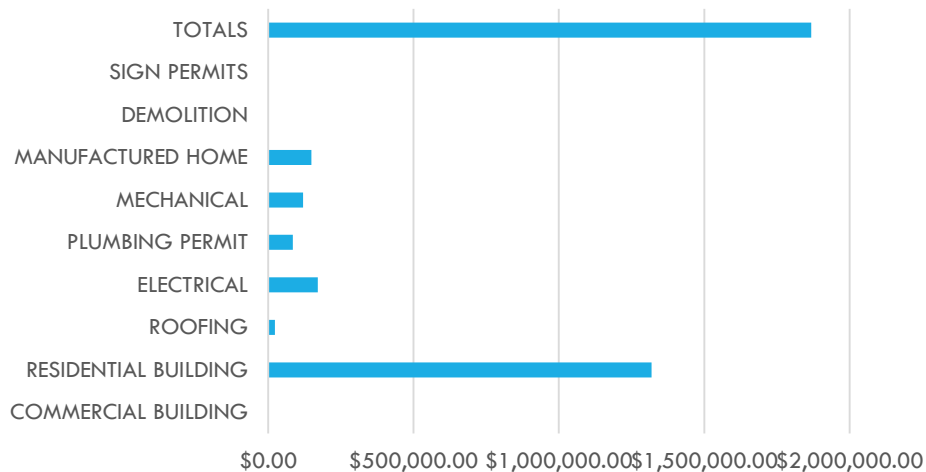
VALUATION OF WORK



TYPE OF PERMIT	VALUATION OF WORK
COMMERCIAL BUILDING	\$7,186,500.00
RESIDENTIAL BUILDING	\$1,363,630.10
ROOFING	\$446,975.00
ELECTRICAL	\$207,597.00
PLUMBING PERMIT	\$140,646.00
MECHANICAL	\$113,640.00
MANUFACTURED HOME	\$128,211.81
DEMOLITION	\$6,572.00
SIGN PERMITS	\$23,402.50
TOTALS	\$9,617,174.41

MAY 2017 – WORK VALUATION

VALUATION OF WORK



TYPE OF PERMIT	VALUATION OF WORK
COMMERCIAL BUILDING	\$0.00
RESIDENTIAL BUILDING	\$1,318,586.96
ROOFING	\$23,225.00
ELECTRICAL	\$170,713.00
PLUMBING PERMIT	\$84,417.11
MECHANICAL	\$119,929.00
MANUFACTURED HOME	\$149,000.00
DEMOLITION	\$0.00
SIGN PERMITS	\$2,550.00
TOTALS	\$1,868,421.07

COMPARISON

PERMITS ISSUED

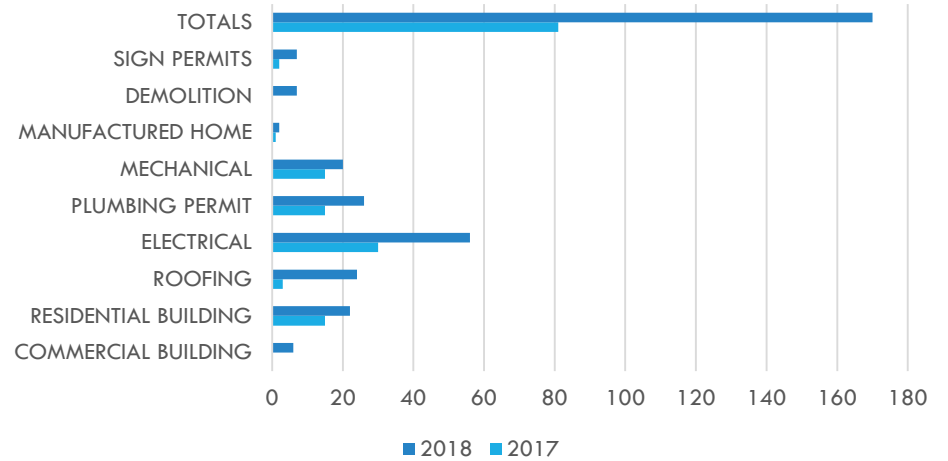
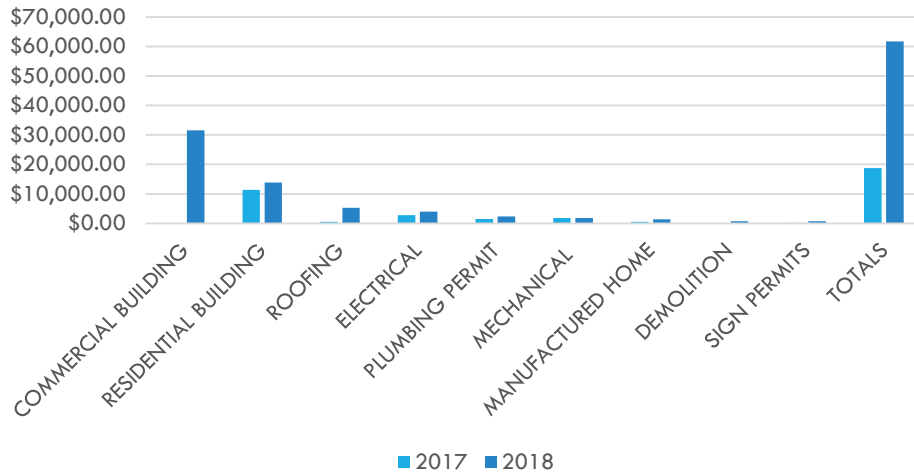
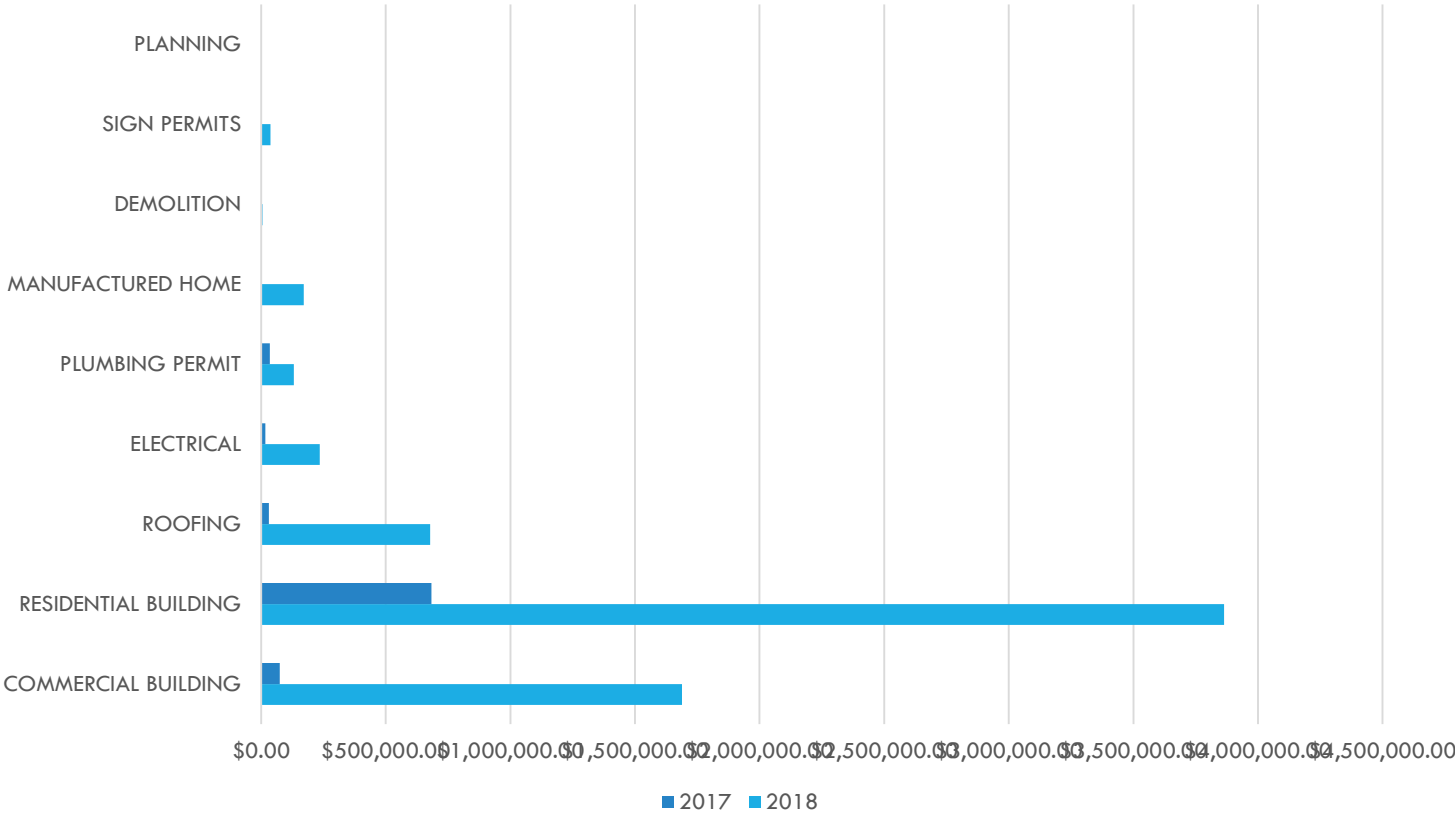


Chart Title



COMPARISON - COST OF DAMAGE



EXPENDITURES

	MAY 2018 BUDGET	MAY 2018 ACTUAL	PERCENT DIFFERENCE	ANNUAL BUDGET	YTD ACTUAL	PERCENT DIFFERENCE
EXPENDITURES	\$26,199.15	\$12,728.46	-51.41%	\$317,350.00	\$120,691.35	-62%

- Under-budget by 51.42% for the month of May