



CITY OF ARANSAS PASS

AGENDA MEMORANDUM
City Council Meeting of May 21, 2018

Date: May 18, 2018

To: Mayor and City Council

From: Sandra Garcia, Director of Finance

Title: Financial Report for the Month Ending April 30, 2018

PURPOSE: Present Financial Report.

BACKGROUND AND FINDINGS:

The Water & Sewer Fund, Aquatic Center, and Civic Center did not achieve their projected revenues for the month. Overall revenues collected year-to-date exceeded the budgeted amount. Expenditures were down as compared to the budgeted amounts.

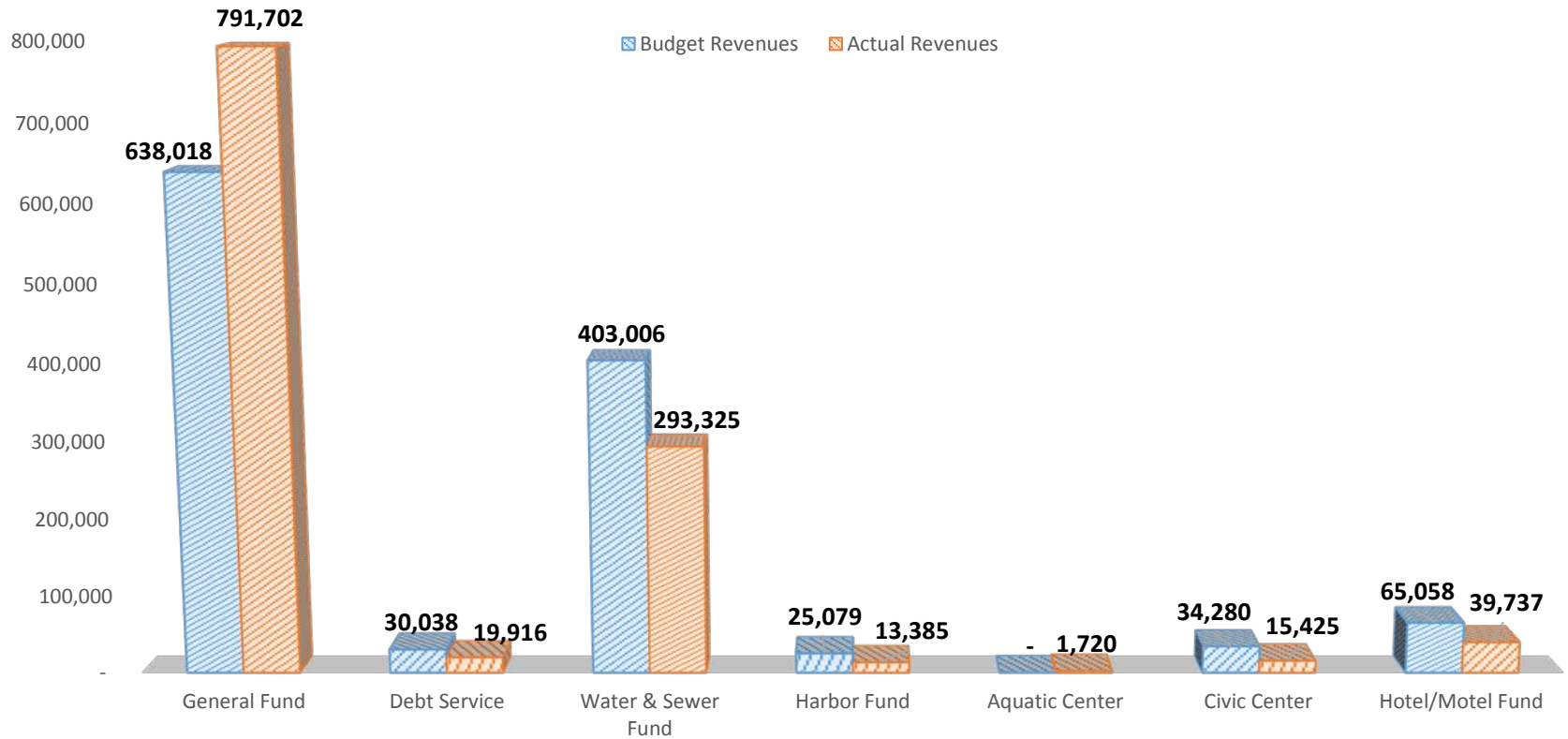
**City of Aransas Pass
Financial Report
Month The Ending April 30, 2018**

	<u>Current Budgeted</u>	<u>Current Actual</u>	<u>Annual Budget</u>	<u>YTD Actual</u>	<u>Remaining Budget %*</u>
<u>General Fund</u>					
Revenue	638,018	791,702	9,772,836	6,615,681	32.31%
Expenditures	843,586	544,051	9,772,836	5,426,831	44.47%
	<u>(205,568)</u>	<u>247,651</u>	<u>-</u>	<u>1,188,849</u>	
<u>Debt Service Fund</u>					
Revenue	30,038	19,916	1,644,934	1,578,280	4.05%
Expenditures	-	-	1,596,226	1,106,494	30.68%
	<u>30,038</u>	<u>19,916</u>	<u>48,708</u>	<u>471,786</u>	
<u>Water & Sewer Fund</u>					
Revenue	403,006	293,325	4,836,069	2,328,529	51.85%
Expenditures	342,549	154,466	4,837,778	2,444,473	49.47%
	<u>60,456</u>	<u>138,859</u>	<u>(1,709)</u>	<u>(115,944)</u>	
<u>Harbor Fund</u>					
Revenue	25,079	13,385	300,950	246,816	17.99%
Expenditures	25,079	57,939	297,010	112,070	62.27%
	<u>-</u>	<u>(44,555)</u>	<u>3,940</u>	<u>134,746</u>	
<u>Aquatics Center</u>					
Revenue	-	1,720	313,345	3,030	99.03%
Expenditures	45,890	18,007	313,345	99,623	68.21%
	<u>(45,890)</u>	<u>(16,287)</u>	<u>-</u>	<u>(96,593)</u>	
<u>Civic Center</u>					
Revenue	34,280	15,425	411,360	37,390	90.91%
Expenditures	41,298	18,577	382,317	178,385	53.34%
	<u>(7,018)</u>	<u>(3,152)</u>	<u>29,043</u>	<u>(140,996)</u>	
<u>Hotel/Motel Fund</u>					
Revenue	65,058	39,737	260,700	166,727	36.05%
Expenditures	4,750	-	232,000	146,787	36.73%
	<u>60,308</u>	<u>39,737</u>	<u>28,700</u>	<u>19,939</u>	
<u>Overall</u>					
Revenue	1,195,479	1,175,210	17,540,194	10,976,452	37.42%
Expenditures	1,303,152	793,041	17,431,512	9,514,664	45.42%
	<u>(107,673)</u>	<u>382,169</u>	<u>108,682</u>	<u>1,461,788</u>	

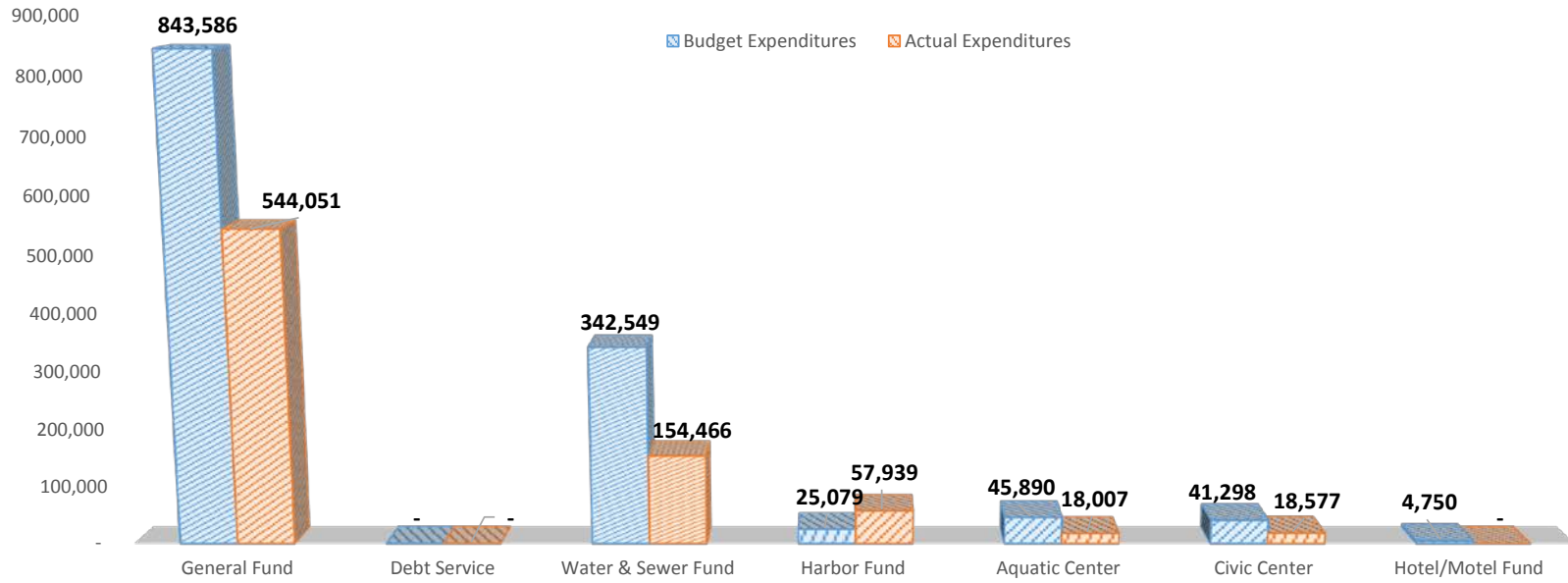
*The remaining budget percent for Revenues should be 41.69% or less to be on track with budgeted revenues.

*The remaining budget percent for Expenditures should be 41.69% or greater to be on track with budgeted expenditures.

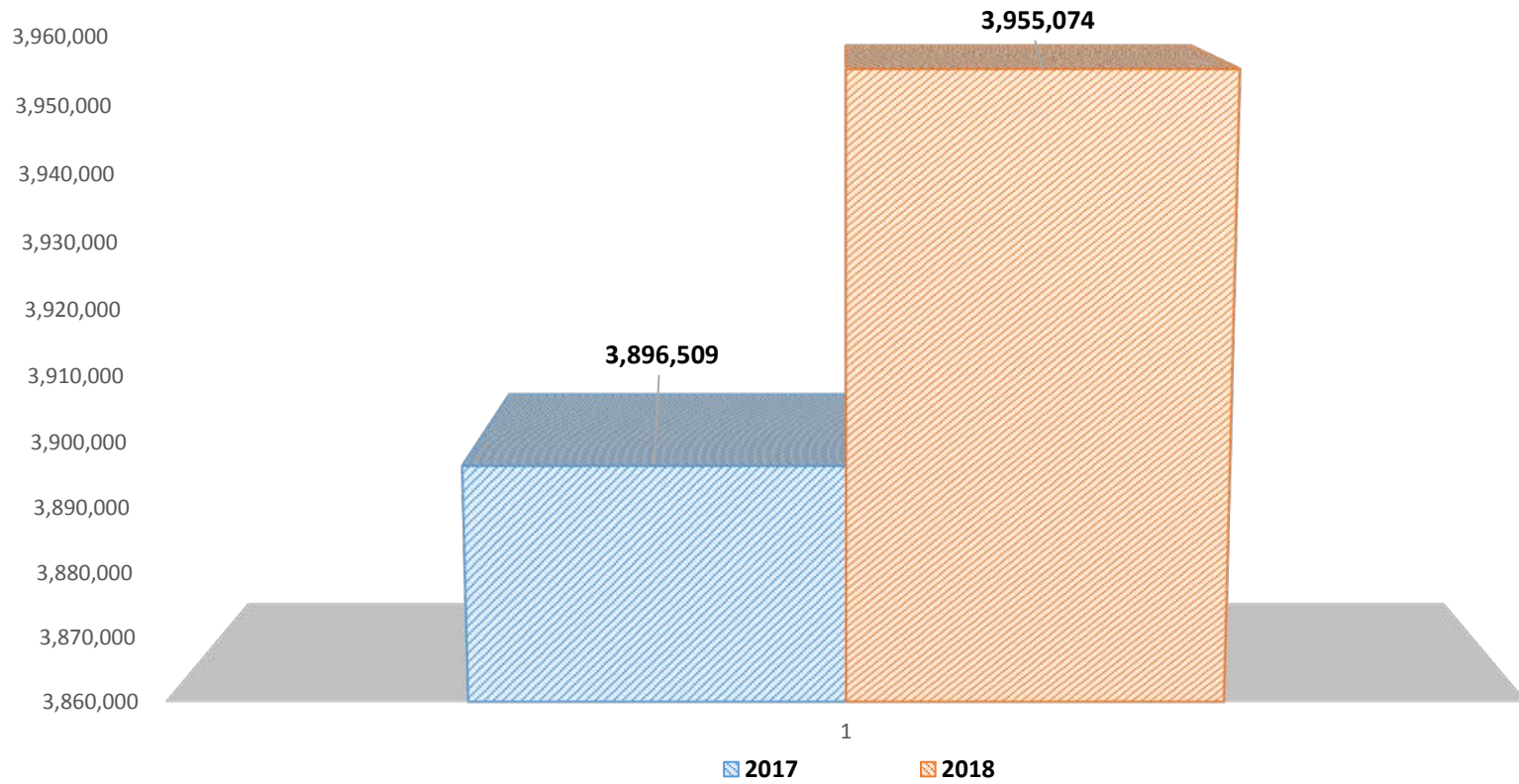
REVENUES BUDGET VS ACTUAL



EXPENDITURES BUDGET VS ACTUAL



PROPERTY TAX COLLECTED YEAR TO DATE AS OF APRIL 30, 2018



SALES TAX COLLECTED YEAR TO DATE AS OF APRIL 30, 2018

