

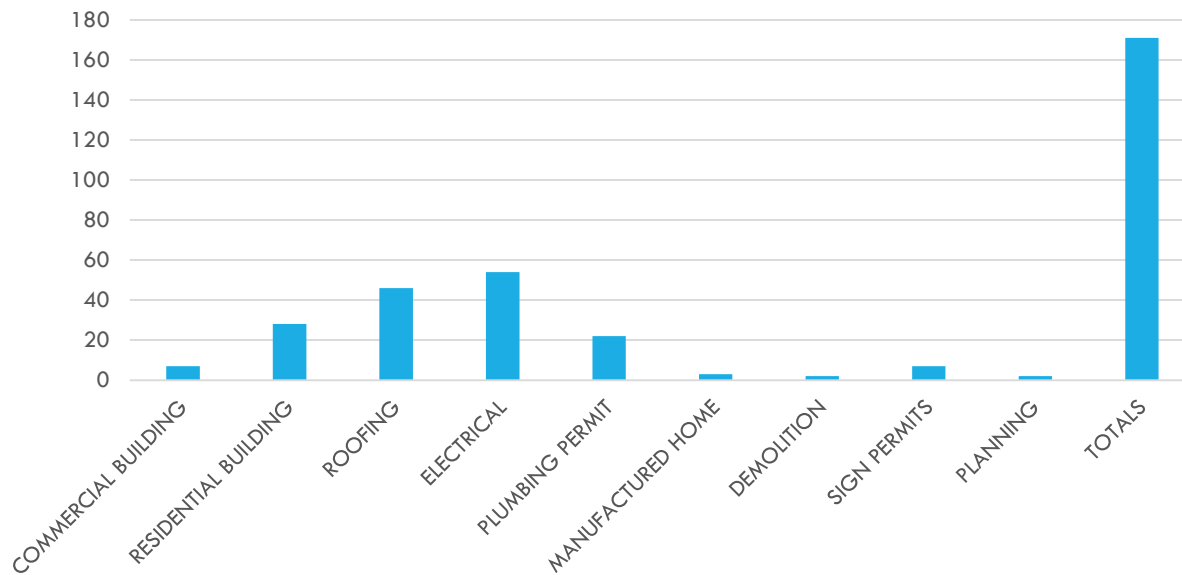


DEVELOPMENT SERVICES

MONTHLY REPORT
APRIL 2018

APRIL 2018 – PERMIT VOLUME

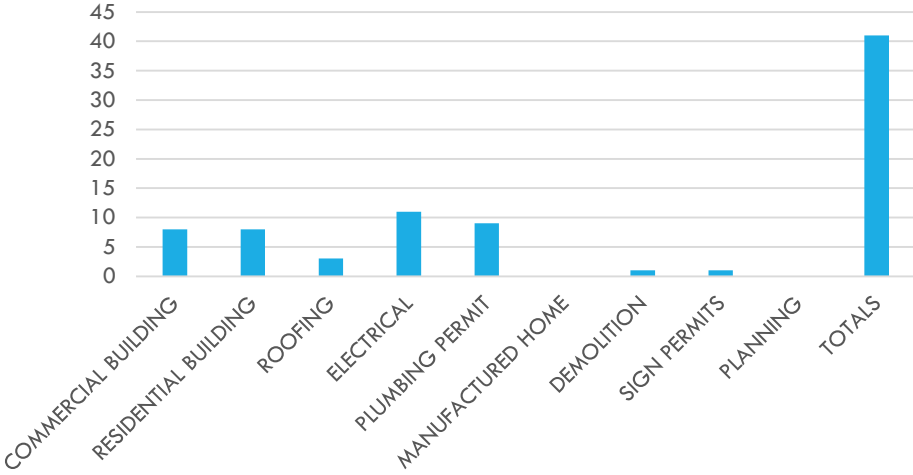
NUMBER OF PERMITS



TYPE OF PERMIT	NUMBER OF PERMITS
COMMERCIAL BUILDING	7
RESIDENTIAL BUILDING	28
ROOFING	46
ELECTRICAL	54
PLUMBING PERMIT	22
MANUFACTURED HOME	3
DEMOLITION	2
SIGN PERMITS	7
PLANNING	2
TOTALS	171


APRIL 2017 – PERMIT VOLUME

NUMBER OF PERMITS



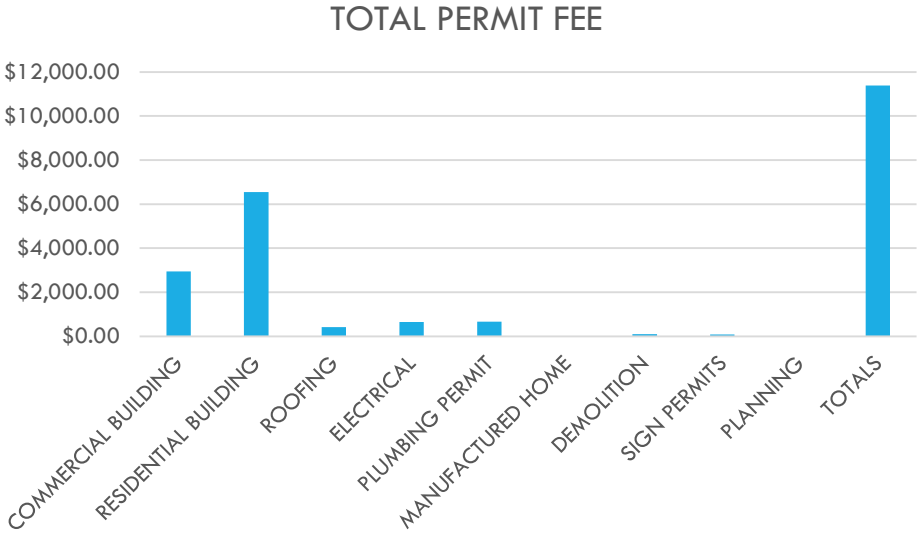
TYPE OF PERMIT	NUMBER OF PERMITS
COMMERCIAL BUILDING	8
RESIDENTIAL BUILDING	8
ROOFING	3
ELECTRICAL	11
PLUMBING PERMIT	9
MANUFACTURED HOME	0
DEMOLITION	1
SIGN PERMITS	1
PLANNING	0
TOTALS	41

APRIL 2018 - FEES



TYPE OF PERMIT	TOTAL PERMIT FEE
COMMERCIAL BUILDING	\$10,990.00
RESIDENTIAL BUILDING	\$20,811.86
ROOFING	\$8,385.93
ELECTRICAL	\$4,352.82
PLUMBING PERMIT	\$2,151.50
MANUFACTURED HOME	\$2,155.00
DEMOLITION	\$2,300.00
SIGN PERMITS	\$835.00
PLANNING	\$400.00
TOTALS	\$52,382.11

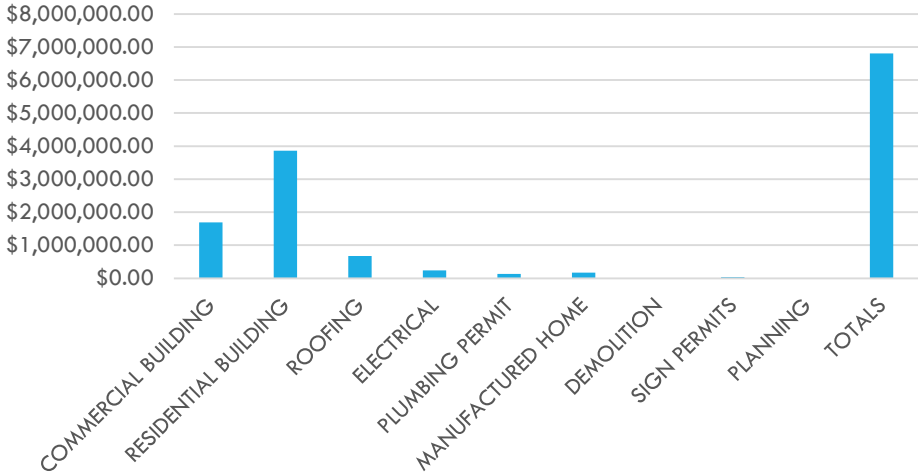
APRIL 2017 - FEES



TYPE OF PERMIT	TOTAL PERMIT FEE
COMMERCIAL BUILDING	\$2,941.00
RESIDENTIAL BUILDING	\$6,546.00
ROOFING	\$416.00
ELECTRICAL	\$643.81
PLUMBING PERMIT	\$659.46
MANUFACTURED HOME	\$0.00
DEMOLITION	\$100.00
SIGN PERMITS	\$75.00
PLANNING	\$0.00
TOTALS	\$11,381.27

APRIL 2018 - WORK VALUATION

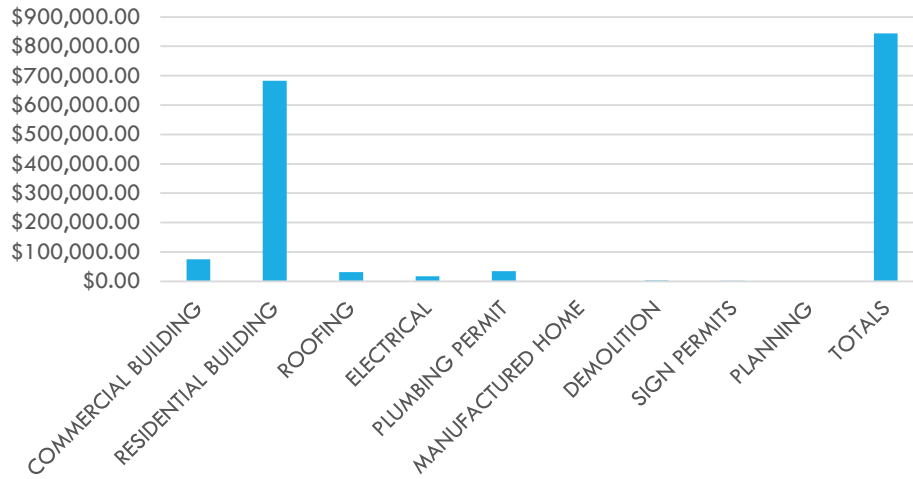
VALUATION OF WORK



TYPE OF PERMIT	VALUATION OF WORK
COMMERCIAL BUILDING	\$1,689,000.00
RESIDENTIAL BUILDING	\$3,863,681.13
ROOFING	\$677,593.43
ELECTRICAL	\$234,782.00
PLUMBING PERMIT	\$131,050.00
MANUFACTURED HOME	\$170,790.86
DEMOLITION	\$5,000.00
SIGN PERMITS	\$36,960.42
PLANNING	\$0.00
TOTALS	\$6,808,857.84

APRIL 2017 – WORK VALUATION

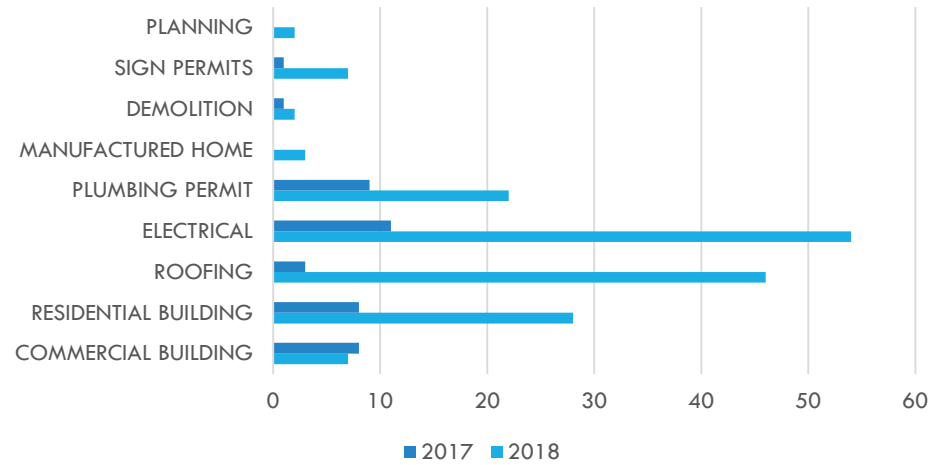
VALUATION OF WORK



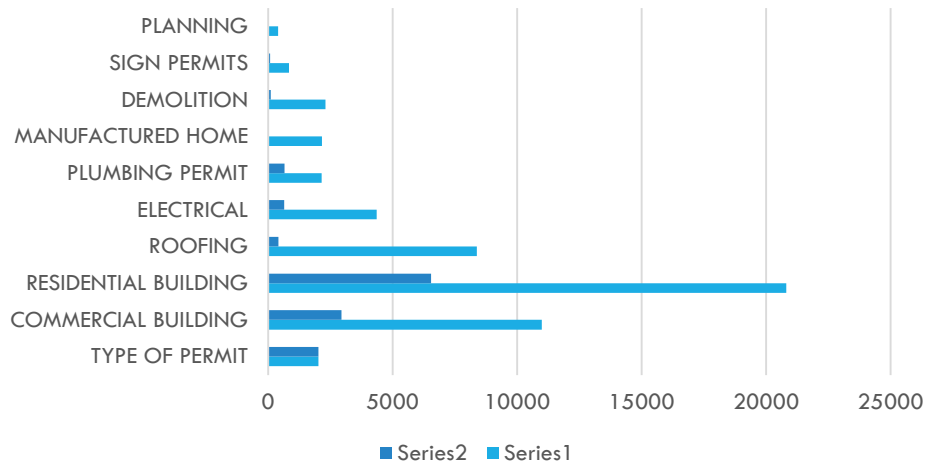
TYPE OF PERMIT	VALUATION OF WORK
COMMERCIAL BUILDING	\$74,328.65
RESIDENTIAL BUILDING	\$683,000.00
ROOFING	\$31,100.00
ELECTRICAL	\$17,081.00
PLUMBING PERMIT	\$34,446.11
MANUFACTURED HOME	\$0.00
DEMOLITION	\$2,500.00
SIGN PERMITS	\$1,250.00
PLANNING	\$0.00
TOTALS	\$843,705.76

COMPARISON

NUMBER OF PERMITS

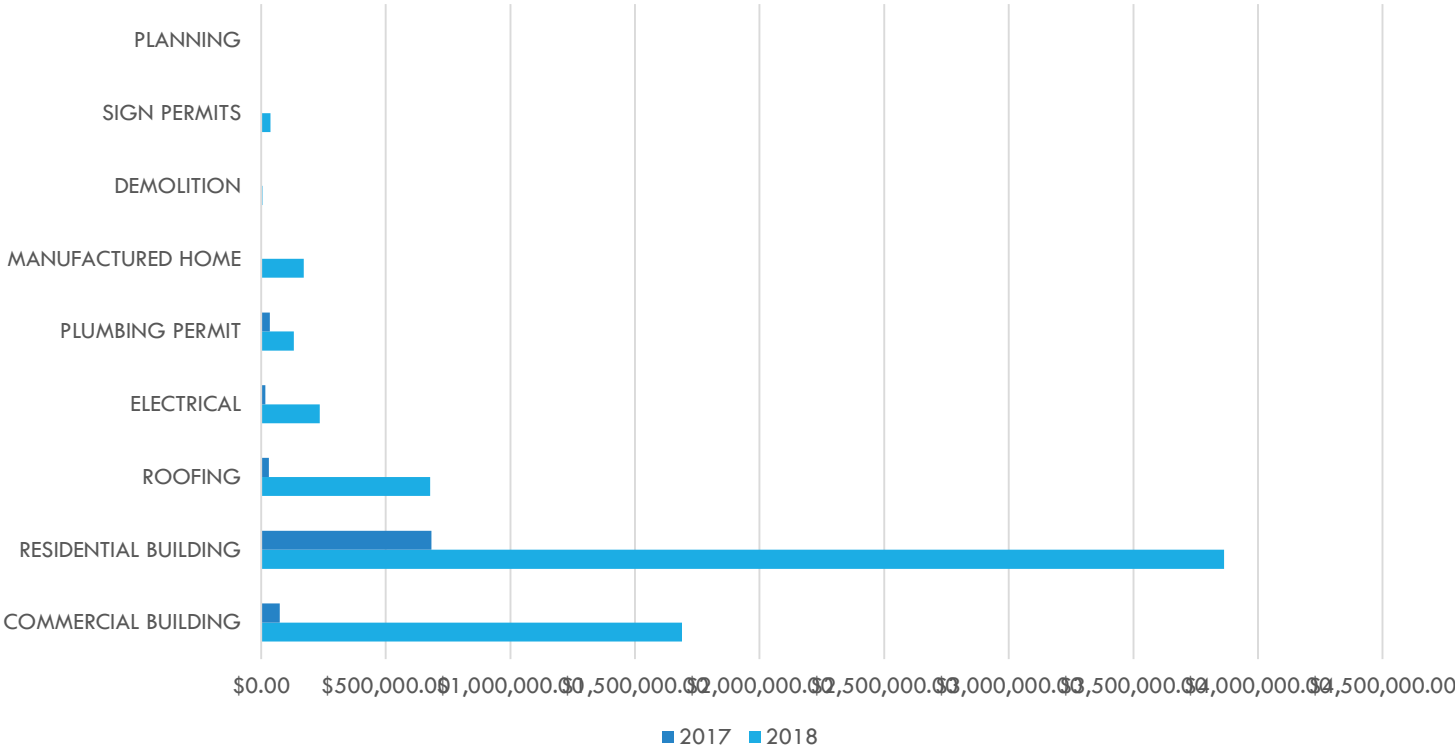


FEES



COMPARISON - COST OF DAMAGE

Chart Title



EXPENDITURES

	APRIL 2018 BUDGET	APRIL 2018 ACTUAL	PERCENT DIFFERENCE	ANNUAL BUDGET	YTD ACTUAL	PERCENT DIFFERENCE
EXPENDITURES	\$37,251.56	\$20,708.14	-44.41%	\$441,853.00	\$152,311.52	-65.52%

- Under-budget by 44.4% for the month of April
- Under-budget by 65.5% year-to-date



CERTIFICATIONS

- Melinda Cook: Permit Technician Certification
- Burl Smith: Commercial Plumbing Certification